

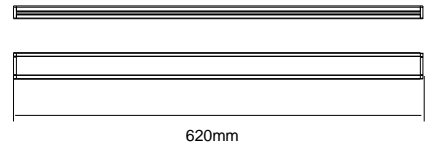
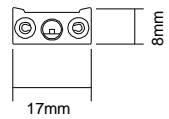


DASCOM LED LIGHTING SOLUTIONS

## LED LIGHT STRIP

Applications: Jewelry Products/ Cosmetics Counters, Advertising Lighting Boxes, Stores Decoration

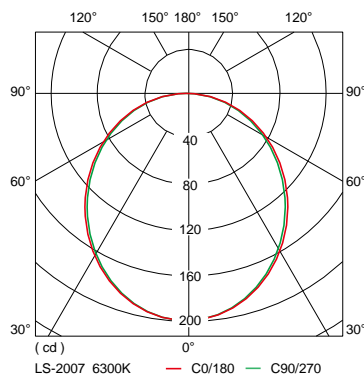
**SONARAY®**



## LS-2007

## IP20

Power: 7.2W  
 Luminous Flux: 504lm  
 Luminous Efficacy: 70lm/w  
 Color Temperature: 6300K  
 CRI: ≥65  
 Beam Angle: 105° × 100°  
 Material: Aluminum  
 Driver: External  
 Input Voltage: DC12V  
 Input Current: 580mA  
 Light Engine Weight: 130g/0.29lb  
 Operating Temperature: -25°C~+45°C, -13°F~+113°F  
 Lifetime: ≥40,000hrs



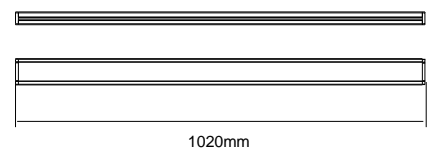
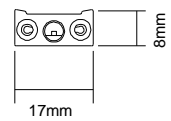
H(m)	E lx	D(cm)
1	197	226
2	49	453
3	22	679
4	12	906
5	8	1133

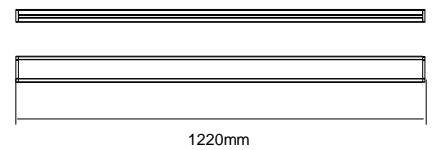
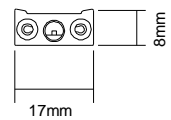


## LS-2012

**IP20**

Power: 12W  
Luminous Flux: 840lm  
Luminous Efficacy: 70lm/w  
Color Temperature: 6300K  
CRI:  $\geq 65$   
Beam Angle:  $105^{\circ} \times 100^{\circ}$   
Material: Aluminum  
Driver: External  
Input Voltage: DC12V  
Input Current: 1A  
Light Engine Weight: 200g/0.44lb  
Operating Temperature:  $-25^{\circ}\text{C} \sim +45^{\circ}\text{C}$ ,  $-13^{\circ}\text{F} \sim +113^{\circ}\text{F}$   
Lifetime :  $\geq 40,000$ hrs

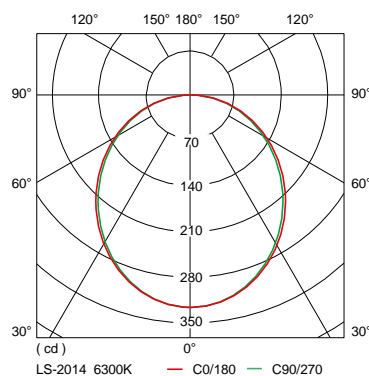




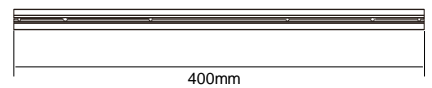
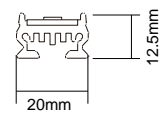
**LS-2014**

**IP20**

Power: 14.4W  
 Luminous Flux: 878lm  
 Luminous Efficacy: 61lm/w  
 Color Temperature: 6300K  
 CRI: ≥65  
 Beam Angle: 105°×100°  
 Material: Aluminum  
 Driver: External  
 Input Voltage: DC12V  
 Input Current: 1.16A  
 Light Engine Weight: 230g/0.51lb  
 Operating Temperature: -25°C~+45°C, -13°F~+113°F  
 Lifetime : ≥40,000hrs



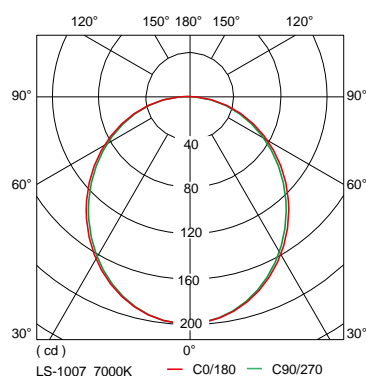
H(m)	E(lx)	D(cm)
1	326	227
2	81	454
3	36	681
4	20	908
5	13	1135



## LS-1007

## IP10

Power: 6.7W  
 Luminous Flux: 670lm  
 Luminous Efficacy: 100lm/w  
 Color Temperature: 7000K  
 CRI: ≥85  
 Beam Angle: 115°×115°  
 Material: Aluminum  
 Driver: External  
 Input Voltage: DC19.5V  
 Input Current: 350mA  
 Light Engine Weight: 145g/ 0.32lb  
 Operating Temperature: -25°C~+45°C, -13°F~+113°F  
 Lifetime : ≥40,000hrs



LS-1007 7000K		
1	205	310
2	52	620
3	22	930
4	13	1240
5	8	1550
H(m)	E(lx)	D(cm)